

# Account

In this page we try to answer your account based questions. If you can't find an answer to your question below, please use the support link in the top navigation bar.

## Standard

How to increase gateway and device capacity

The Free account on the Community Server allows you to connect unlimited Gateways and 30 Devices.

Update your account to the Professional Public Servers to increase your capacity and benefit from professional services such as a 99.9% SLA and Admin features.

Private Network servers have no gateway or device limitations, please contact us at [sales@loriot.io](mailto:sales@loriot.io) for more details.

How to register a gateway

Please follow the steps provided in [Basic Installation](#).

More details for the specific installation process for your gateway can be found in [LoRaWAN Gateway Guides](#).

How to change user account email address

Log into your user account and select Account from the menu bar on the left, and finally, press the edit button next to **Email**:

The screenshot shows the LORIoT user interface. At the top left is the LORIoT logo and a menu icon. Below the logo is a navigation menu with options: Back To Dashboard, Account, Notifications, API Keys, and SSH Tokens. The main content area is titled 'Your Account Information' and is divided into two sections. The first section, 'Account Details', contains a table with the following information:

<b>Name</b> Support	<b>Last Name</b> LORIOT
<b>Organization</b> Support LORIOT	<b>Profile</b> Standard User

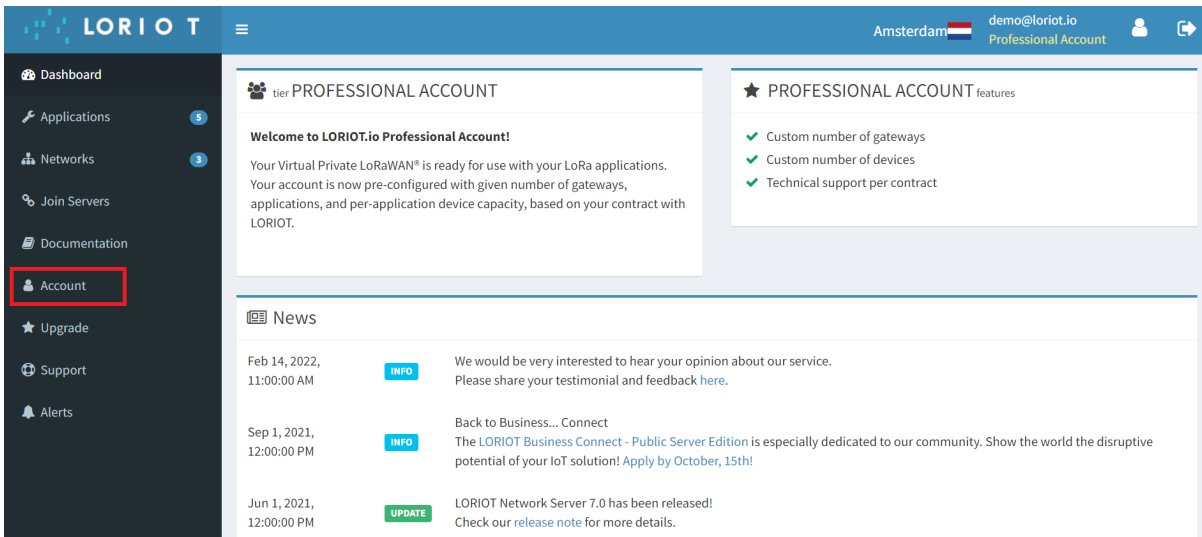
The second section, 'Your Plan', shows 'Gateways Owned' as 1 and 'Devices Used' as 2 / 20, represented by a progress bar.

Manage your Payment Details

## How to manage your Payment Details on the Professional Public Server (PPS)

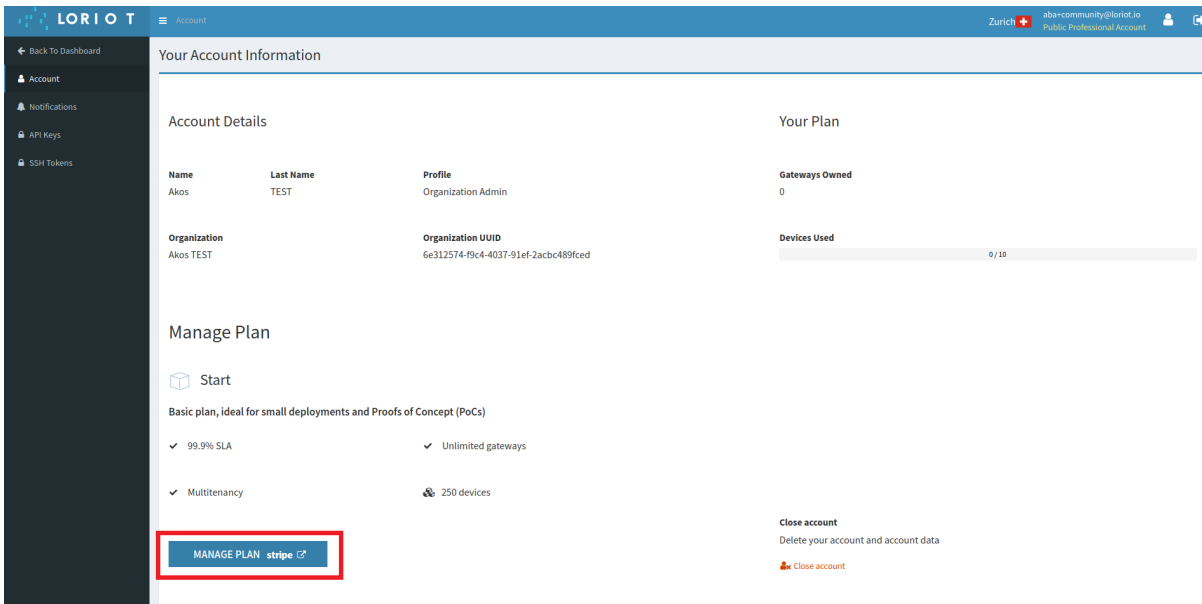
To add a **Payment Method**, update your **Credit Card Details** or manage your **Subscriptions** on the Professional Public Server (PPS), simply follow these easy steps:

- 1 Go to <https://loriot.io/login.html>
- 2 Login to your LORIoT Professional Public Servers Account.
- 3 On your Dashboard click on **Account**.



4

After being directed to your **Account Details**, click on **MANAGE PLAN** stripe in the blue box on the bottom of the page.



5

You will have multiple options on how to manage your plan on the following page.

## Update or Cancel your PPS Plan

To update your Subscription to a higher lever or cancel your PPS Plan click on **Update plan** or **Cancel plan** on the right hand side of the page and follow the next steps.

LORRIOT AG Test mode

LORRIOT AG partners with Stripe for simplified billing.

[← Return to LORRIOT AG](#)

Powered by [stripe](#) | [Terms](#) | [Privacy](#)

CURRENT PLAN

PPS\_Start

€100.00 per month  
Your plan renews on February 18, 2022 using Visa \*\*\*\* 4242.

[Update plan](#)

[Cancel plan](#)

PAYMENT METHOD

 \*\*\*\* 4242 Expires 02/2042 ...

[+ Add payment method](#)

BILLING AND SHIPPING INFORMATION

Email [aba+community@loriot.io](mailto:aba+community@loriot.io)

Billing address HU

[Update information](#)

INVOICE HISTORY

Jan 18, 2022 [🔗](#) €100.00 Paid PPS\_Start

## Manage your Payment Method

To add a Payment Method or update your Credit Card Details click on the existing Credit Card Details and change them or click on **+ Add payment method** and follow the next steps.

LORRIOT AG Test mode

LORRIOT AG partners with Stripe for simplified billing.

[← Return to LORRIOT AG](#)

Powered by [stripe](#) | [Terms](#) | [Privacy](#)

CURRENT PLAN


PPS\_Start

€100.00 per month  
Your plan renews on February 18, 2022 using Visa \*\*\*\* 4242.

[Update plan](#)

[Cancel plan](#)

PAYMENT METHOD

 \*\*\*\* 4242 Expires 02/2042 ...

[+ Add payment method](#)

BILLING AND SHIPPING INFORMATION

Email [aba+community@loriot.io](mailto:aba+community@loriot.io)

Billing address HU

[Update information](#)

INVOICE HISTORY

Jan 18, 2022 [🔗](#) €100.00 Paid PPS\_Start

LORRIOT AG Test mode

LORRIOT AG partners with Stripe for simplified billing.

[← Return to LORRIOT AG](#)

Powered by **stripe** | [Terms](#) | [Privacy](#)

Billing > Payment method

## Add payment method

Card number  
1234 1234 1234 1234

Expiry  CVC

Country

By providing your card information, you allow LORRIOT AG to charge your card for future payments in accordance with their terms.

[Add](#)

[Go back](#)

You can review important information from LORRIOT AG on their [Terms of Service](#) and [Privacy Policy](#) pages.

## Update your Billing and Shipping Information

Click on **Update information** to change your Billing Information or Email address.

LORRIOT AG Test mode

LORRIOT AG partners with Stripe for simplified billing.

[← Return to LORRIOT AG](#)

Powered by **stripe** | [Terms](#) | [Privacy](#)

### CURRENT PLAN

**PPS\_Start**  
€100.00 per month  
Your plan renews on February 18, 2022 using Visa \*\*\*\* 4242.

[Update plan](#)

[Cancel plan](#)

### PAYMENT METHOD

\*\*\*\* 4242 Expires 02/2042 ...

+ Add payment method

### BILLING AND SHIPPING INFORMATION

Email [aba+community@loriot.io](mailto:aba+community@loriot.io)

Billing address HU

[Update information](#)

### INVOICE HISTORY

Jan 18, 2022	€100.00	<span>Paid</span>	PPS_Start
--------------	---------	-------------------	-----------

## Download your Invoices

Click on the according Invoice to download and track your Invoice History.

LORRIOT AG partners with Stripe for simplified billing.

[← Return to LORRIOT AG](#)

#### CURRENT PLAN

##### PPS\_Start

€100.00 per month

Your plan renews on February 18, 2022 using Visa \*\*\*\* 4242.

[Update plan](#)

[Cancel plan](#)

#### PAYMENT METHOD

 \*\*\*\* 4242 Expires 02/2042 ...

[+ Add payment method](#)

#### BILLING AND SHIPPING INFORMATION

Email [aba+community@loriot.io](mailto:aba+community@loriot.io)

Billing address HU

[Update information](#)

#### INVOICE HISTORY

Jan 18, 2022 <a href="#">🔗</a>	€100.00	<span>Paid</span>	PPS_Start
--------------------------------	---------	-------------------	-----------